



NEWSLETTER

News on SPACES project – creativity & education



WHAT'S INSIDE

What happened in the 1st
Short-Term Joint Staff Training
& Transnational Project
Meeting in Malatya, Turkey?

Launch of SPACES official
website!

Active cooperation on the
development of IO1 & IO2!

1st Short-Term Joint Staff Training & Transnational Project Meeting | Malatya, Turkey 27/09-01/10/2021

The city of Malatya, in the Eastern Anatolia region of Turkey welcomed the first short-term joint staff Training and a transnational meeting of Project SPACES, that took place from the 27th of September to 1st October. The organization was led by teacher Zuhail Ayik Yildirim, who, with a highly motivated and competent team of teachers, students and staff from the Malatya Science and Art Center (MSAC) welcomed and showed the teams of participants from the different countries that make up the consortium the work developed by this school for talented gifted students and about the Turkish system of education.

Under the topic "Creativity as a key to the future", this training comprised many activities and promoted much learning. At the Transnational project Meeting several aspects of the organization of the project and of the intellectual outputs were discussed and the coordinator of the project, Marta Margiel, of SPATIA Foundation, answered the questions and clarified the doubts expressed by the different participating teams.

You can read more on [SPACES website](#)

SPACES Website is live! Check it out!



www.spacesproject.com

supports the development of creativity of students and

The development of IO1 & IO2 has dynamically started!

We have been working intensively on the preparation of the first two results of the SPACES project, i.e. interactive textbook for students and set of scenarios for teachers. Thanks to the fruitful cooperation of all partners we have managed to develop a coherent and attractive concept of both results and we have already started working on the development of the content of individual educational materials. Within the framework of the first result, detailed instructions have been developed on how to edit the content of the textbook "How to learn creatively? The second result - a manual for educators entitled How to teach creatively? - has been developed through intensive consultations between partners and exchange of experience in the field of didactics.

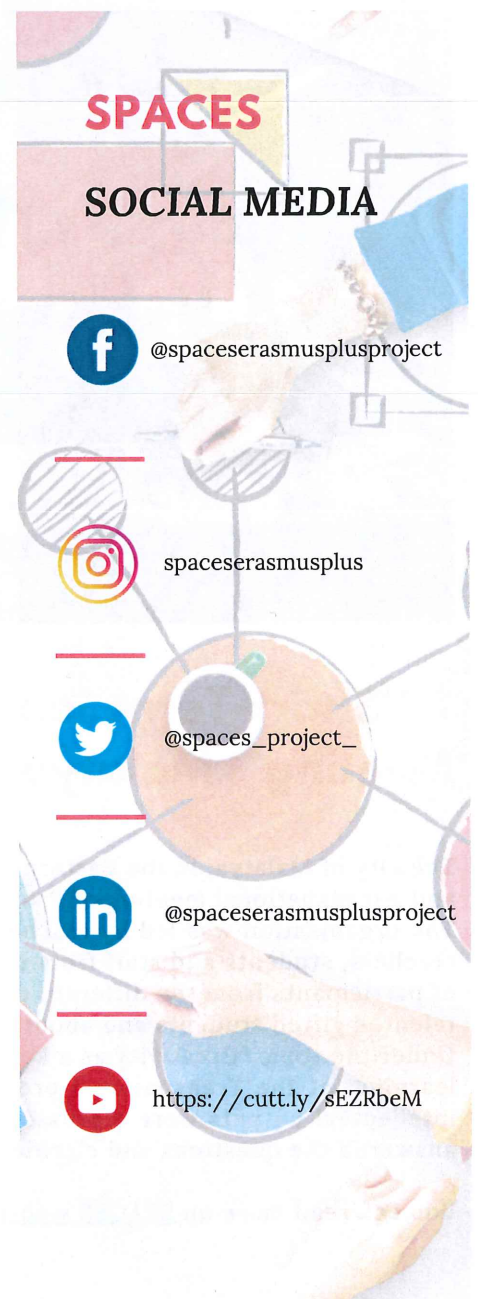
You can read more on SPACES website








SPACES
Creating Spaces for Creativity

O1: How to learn creatively? Learning / teaching / training material – Manual / handbook / guidance material

The graphic features a stylized robot on the left and a blue, bubbly shape with fish on the right, set against a light background with faint text.



SPACES
SOCIAL MEDIA

-  @spaceserasmusplusproject
-  spaceserasmusplus
-  @spaces_project_
-  @spaceserasmusplusproject
-  <https://cutt.ly/sEZRbeM>

The graphic includes a background image of hands holding a pen over a document, with various social media icons and a central orange circle.